

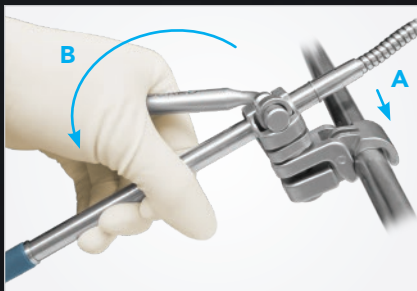
## Lite Wand Xe

### Replace your headlight

The Lite Wand Xe easily attaches anywhere on your Thompson Retractor frame, while the bendable gooseneck allows light to reach the deepest cavities improving illumination where it is needed most. May also be attached to any Thompson Retractor blade with the optional single use Lite Clip.



Utilize the bright, cool, reusable Lite Wand Xe to add illumination to your procedures.



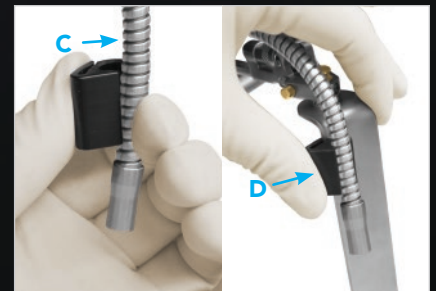
#### Step 1

- A** Clip the Lite Wand Xe joint anywhere on the retractor frame that will allow the distal end of the light to illuminate deep into the incision.
- B** Secure in place by locking the cam joint.



#### Step 2

Bend the gooseneck to position the distal end of the Lite Wand Xe above the incision.



#### Step 3 ( optional )


- C** Attach Lite Clip to gooseneck of Lite Wand Xe, with the thin opening toward the back of the lite.
- D** While applying pressure to the blade for leverage, slide the Lite and Lite Clip onto the desired blade. Push all the way onto blade to secure.



#### NOTICE:

Be sure that the bulb in your hospital's xenon light source is properly functioning, is turned up all of the way, and doesn't need to be replaced. A bulb that has been used over 700 hours can reduce light by up to 30%. Also, replacing bulbs with less expensive "off-brand" bulbs can cause light reductions in lighting accessories such as ours. Light sources should be Xenon only, 300W. Lastly, check to make sure your light source properly fits our Lite Wand Xe plugin. An improper fit will reduce light emissions.

We provide adapters for Olympus, Storz, and Wolf light sources if needed.




**LITE WAND XE COMPONENTS**

REF	ITEM DESCRIPTION	PART #
A	Lite Wand Xe	40020X
B	Lite Clip - <b>Single Use</b> ( Radiopaque )	40024
C	Instrument Tray 6 ¼" x 14" x 2 ½" ( plastic )	50000LW

**LITE WAND XE ADAPTERS**

REF	ITEM DESCRIPTION	PART #
D	Lite Wand II Olympus Adapter	40017
E	Lite Wand II Wolf Adapter	40018
F	Lite Wand II Storz Adapter	40019


 **NOTICE:**  
Xenon light source ( not included ) required for use.



Visit us online: [thompsonsurgical.com](http://thompsonsurgical.com)  
For a Free Trial Call **1-800-227-7543** \*

\* Free trial valid for U.S. customers only.

© 2019 Thompson Surgical Instruments, Inc. Traverse City, Michigan.

® S-Lock®, PLA®, and the "T Circle" logomark  are Registered Trademarks of Thompson Surgical Instruments, Inc.  
Patents: tpat.com

Rev C  
111819  
lwessum