


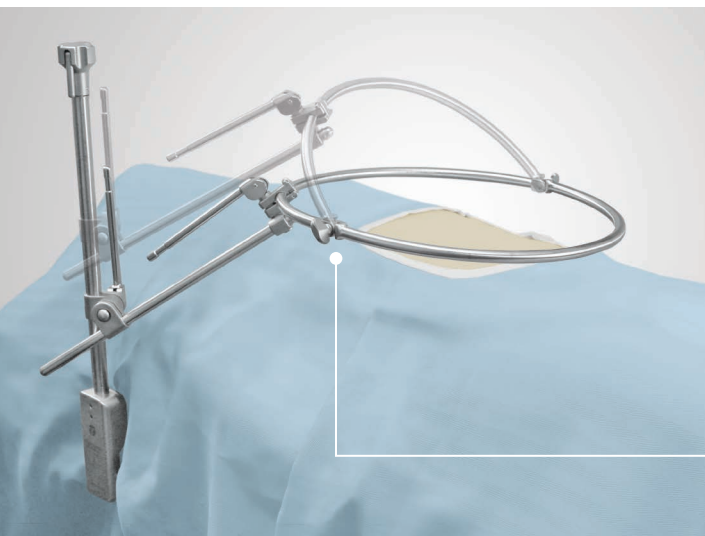
# Hinged Ring Frame

Thompson Retractor 



- FAST AND SIMPLE SET UP
- HINGED AND MULTI-SIZE RINGS OFFER VERSATILITY
- COMPATIBLE WITH MOST THOMPSON BLADE KITS

Uncompromised Exposure.

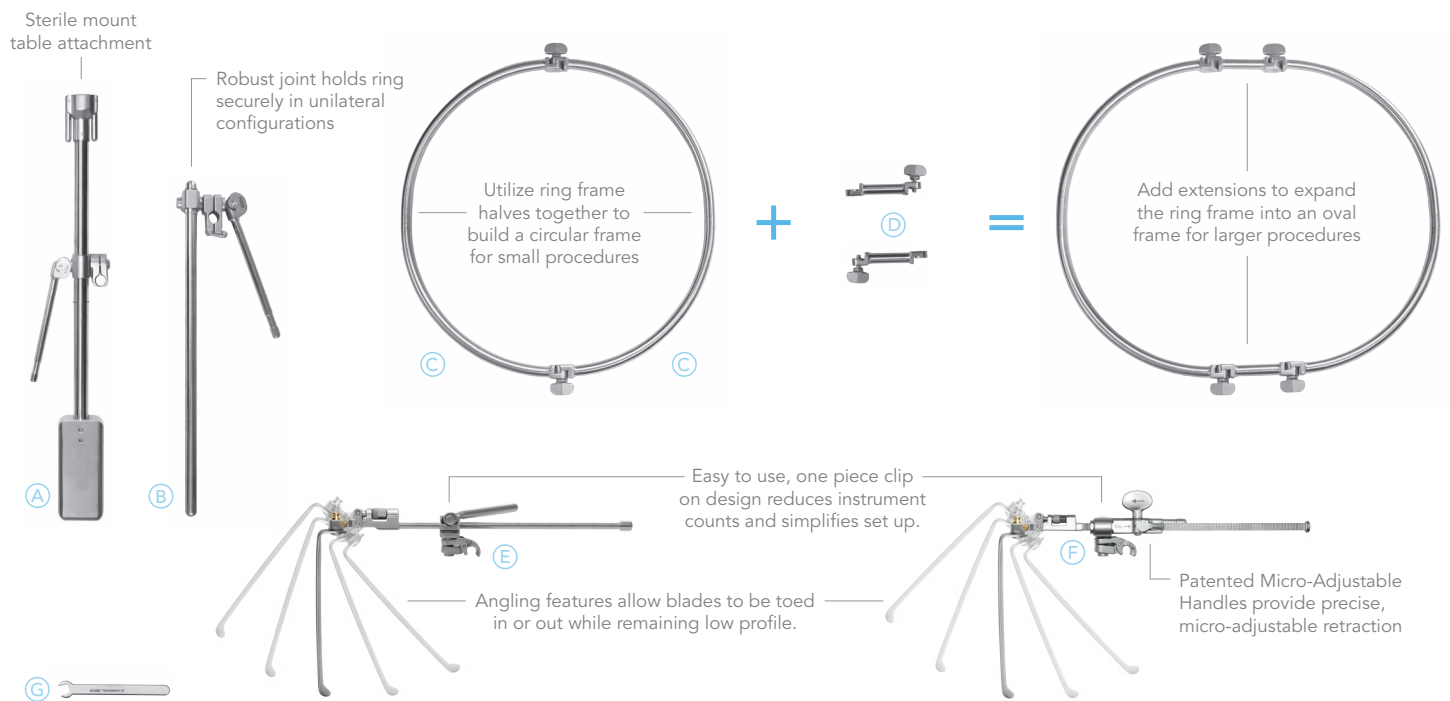


# Hinged Ring Frame Kit

The Hinged Ring Frame Kit was developed to meet a specific need for a simplified retractor frame, similar to competitor ring frames, but utilizing Thompson Retractor's innovation and quality.

The Hinged Ring Frame Kit may be used in place of the Quick Frame or Spine Frame for abdominal procedures, or in place of the Bilateral Frame when a faster, more basic set up is desired.

*Hinge either side for multi-planed retraction or to meet patient anatomy*



Cam II and Micro-Adjustable II Angling Handles utilize S-Lock® technology for precise blade placement and the elimination of unwanted blade swivel.



## HINGED RING FRAME KITS

| QTY                           | ITEM DESCRIPTION                                | S-LOCK PART #  | INTERCH. PART # |
|-------------------------------|---|----------------|-----------------|
| <b>Hinged Ring Frame Kits</b> |   | <b>SL90020</b> | <b>90020</b>    |
| (A) 1                         | Elite II Rail Clamp 18"                         | 41902AC        | 41902AC         |
| (B) 1                         | Extension Arm 14" with Cam Latch Mount          | 44614LC        | 44614LC         |
| (C) 2                         | Ring Half Hinged 14 1/2"                        | 44218          | 44218           |
| (D) 2                         | Ring Extension 3"                               | 44220          | 44220           |
| (E) 5                         | Cam II Clip-on Angling 10"                      | SL42126WAL     | 42126WAL        |
| (F) 2                         | Micro-Adjustable II Clip-on Angling 10"         | SL45006CA      | 45006CA         |
| (G) 1                         | Angling Head Wrench                             | 43032          | 43032           |
| (H) 1                         | Instrument Case 22" x 11" x 3 1/2" with Pin Mat | 50000G         | 50000G          |

**Thompson**   
SURGICAL INSTRUMENTS

10170 East Cherry Bend Road  
Traverse City, Michigan 49684  
phone: 231.922.0177  
fax: 231.922.0174

[thompsonsurgical.com](http://thompsonsurgical.com)